


# ROOF SYSTEMS

## TANDEM SYSTEM

### Model TSCM




### Model TSCM & GSCM

Tandem systems and grid systems are cluster units which allow unlimited sizes in both width and length. Available as curb mounted units, these skylight systems offer easy installation as well as a dramatic appearance over large openings. Available with all the same options in glazing and frame finishes as our unit skylights.

**Frame:** .060" T6063 aluminum framed skylight and retaining angle with integral condensation gutter and weep holes to direct moisture to the exterior.

## GRID SYSTEM

### Model GSCM




**Glazing:** Dual insulating glass - tempered and/or laminated. Available options include tinting with bronze or gray tint as well as Low E coatings and argon gas. Also available in acrylic or polycarbonate for impact resistance.

**Finish:** Mill, Fluoropolymer Paint, Bronze Anodized & Clear Anodized. Custom painting and anodizing are available upon request.

## RIDGE MOUNT

### Model RMSF



### Model RMSF & Model RMTSF

American Skylights' Ridge Lite units mount over the peak of the roof and are custom built to your specifications and roof pitches. The units are available with a standard 3.25" curb height (Model RMSF) or thermally broken with a 4" curb height (Model RMTSF). Available with all of American Skylights' standard options in glazing and frame finishes, the Ridge Lite offers creativity in design while offering natural light.

